







ROTARY SEALS

Profile	Designation	Application	Application Limits for Standard Version		
			pressure [bar]	Temperature Range [°C]	speed [m/s]
RDI 	Rotary Seal, inside sealing	for application in rotary feed units with minimal installation space and low friction. simple installation	360	-35 ... +100	0,5
RDA 	Rotary Seal, outside sealing	for application in rotary feed units with minimal installation space and low friction. simple installation	360	-35 ... +100	0,5
RODI 	Rotary Seal, inside sealing	for application in rotary feed units with minimal installation space and low friction, however, without support rings, smaller version possible	360	-35 ... +100	0,5
RODA 	Rotary Seal, outside sealing	for application in rotary feed units with minimal installation space and low friction, however, without support rings, smaller version possible	360	-35 ... +100	0,5
RSI 	Rotary Seal for high velocities, inside sealing	for special applications, particularly in machine tools where only minimal installation space is available	up to 400	-30 ... +220	up to 8
WDI 	Shaft Seal, inside sealing	for use in rotary feed units at high speeds, simple fitting	80	-45 ... +120	0,8
WDA 	Shaft Seal, outside sealing	for use in rotary feed units at high speeds, simple fitting	80	-45 ... +120	0,8

The above values are maximum values which should not occur simultaneously.